



Made by Australia

Tested and refined for over 50 years in some of Australia's most challenging environments. Inspired by the natural colours and forms of its most unique landscapes. Lived in and relied on by generations of Australians, past and future.

COLORBOND® steel isn't just a building material; it's an enduring investment in your family's home. With 22 striking colours in the core range and six colours also available in a premium Matt finish, there are endless opportunities for COLORBOND® steel to complement and enhance your home's design. This brochure lets you discover just what's possible when you build your home using COLORBOND® steel.



A home to make your own



Close your eyes and picture your dream home. What helps it stand out from the rest and makes it truly yours? It's the choices you personally make around the roof, walls, surface textures and colours that will ultimately deliver your home's street appeal.

So take the time now to consider each of these elements, then imagine other materials that will complement their beauty. This is the secret to creating a home you'll cherish for years to come.

COLORBOND® steel effortlessly bridges exterior and interior palettes and balances beautifully with an endless array of architectural features. Whether it's hardwood or aluminium window frames and doors, poured concrete sections or reclaimed timber decks surrounded by native flora, with COLORBOND® steel, the potential is endless.

Roofing and gutters: COLORBOND® steel
Woodland Grey® in a Classic finish.

Classic design elements combine with contemporary tones to give this home a welcoming street appeal. In a leafy native landscape, this palette, inspired by the green and greys of nature, creates a balance between the exterior and interior, making a truly inviting family home.

Walling, fascias and roofing:
COLORBOND® steel Monument®
in a Matt finish.

Teaming the dramatic deep tone with timber and stone brings to life a modern interpretation of the classic barn in this impressive home. The contemporary palette of the roofing and walling profile matches beautifully with the exterior material, ensuring the building stands proudly and blends seamlessly into its environment.

An enduring style

The enduring style and looks of COLORBOND® steel owe a lot to its durability and ease of maintenance. That's why it's used in all sorts of ways in homes both old and new all over Australia.

As well as roofing, COLORBOND® steel is used for walls, fascias, gutters, downpipes and garage doors. Every feature created with COLORBOND® steel adds character to your home, so you can choose knowing its looks and durability will be there for years to come.



Surfmist[®]
 Dover White[™]
 Classic Cream[™]
 Paperbark[®]
 Pale tones
 Southerly[®]
 Shale Grey[™]
 Evening Haze[®]
 Dune[®]



These pale tones are naturally inspired, light and equally at home on contemporary or heritage buildings, providing an ideal base for dramatic contrasts in both colour and material. Choosing COLORBOND® steel in these paler tones helps to create cooler roofs that may help make a difference to the energy efficiency of your home and may contribute to cooler local environments.



Roofing and gutters:
COLORBOND® Ultra steel
Surfmist® in a Classic finish.

This colour perfectly brings to life the resort mood of this coastal build by accentuating the simple finesse of its open design. The light palette allows the outside to flow in by using its cool, pale tone on the roof and layering with matching materials.

Basalt[®]
 Bluegum[®]
 Windspray[®]
Mid tones
 Gully[®]
 Wallaby[®]
 Pale Eucalypt[®]




Naturally inspired and evocative, these earthy mid tones pay tribute to our country's quintessential palette and blend beautifully with the landscape. At once warm and welcoming, each colour layers well with other naturally inspired building materials to realise a distinctively Australian aesthetic.

Roofing and gutters: COLORBOND® steel Windspray® in a Classic finish.

The cool undertones used on this home complement the elevated Hampton's design. This coastal inspired mid tone colour palette accentuates the commanding pitch of the roof, while the contrasting trim delivers a universally loved aesthetic.



Manor Red®
 Ironstone®
 Monument®
 Woodland Grey®
Deep tones
 Jasper®
 Night Sky®
 Deep Ocean®
 Cottage Green®



Deep tones, bold and dark, are increasingly popular in both urban and rural locations. Their visual simplicity and strength suit all steel profiles and complement many design palettes. Often used to accentuate and contrast new architecture, they immediately convey a premium, design-driven feel.

Roofing, walling and fascias:
COLORBOND® steel Monument®
in a Matt finish.

The deep tone of this colour anchors this dramatic, modern build to its equally impressive setting. The combination of COLORBOND® steel walling and timber gives a stunning contrast in texture and colour and echoes the surrounding nature that inspired the design.



A SMARTER CHOICE

Durability

With five layers of protection, COLORBOND® steel has been designed to endure our harsh Australian environment and provide long-lasting durability you can trust. Our high quality steel is coated in our industry leading enhanced corrosion-resistant Activate® technology¹, then further enhanced with pre-treatment, primer and a baked-on topcoat.



Warranty

When you choose COLORBOND® steel, you're also getting the support of BlueScope, one of Australia's largest manufacturers. That's why COLORBOND® steel's renowned durability is backed up by some of the most robust building product warranties for eligible applicants.²



• Walling | COLORBOND® steel Monument® in a Matt finish.

Thermal comfort


COLORBOND® steel's core colour range in the Classic and Matt finish features our specially designed Thermatech® solar reflectance technology. Thermatech® reflects more of the sun's heat on hot, sunny days which may help increase your comfort while reducing your dependence on air conditioning³. Thermatech® is available in all core colours except Night Sky®.



• Roofing and garage door | COLORBOND® steel Dune® in a Classic finish.

Sustainability

To help create a more sustainable 'circular economy', every COLORBOND® steel product incorporates recycled material and the steel itself is 100% recyclable. Moreover, COLORBOND® steel's proven longevity keeps resources in use for longer, minimising its impact on the environment.



PREMIUM FINISH

Matt

Soft in appearance yet durable and strong, COLORBOND® steel in a Matt finish beautifully diffuses light for a textured designer appearance that can elevate the

material palette of your home's façade.

COLORBOND® steel in a Matt finish offers a modern sophisticated look, allowing a home to nestle in with its surrounding landscape.

When paired with the Classic finish it offers a subtle contrast in colour and texture and creates an elegant look for any style of home.



• COLORBOND® steel Ironstone® in a Classic finish | Shale Grey™ in a Matt finish.

PERFORMANCE

COLORBOND® Ultra steel

For building in Australian marine and industrial environments, COLORBOND® Ultra steel offers extra assurance by giving your home another level of specialist protection and durability for your coastal retreat.




• Walling | COLORBOND® Ultra steel Monument® in a Classic finish.


Classic finish




Dover White™
Classic finish
SA = 0.28




Surfmist®
Classic finish
SA = 0.33




Evening Haze®
Classic finish
SA = 0.43




Southerly®
Classic finish
SA = 0.40




Dune®
Classic finish
SA = 0.48




Paperbark®
Classic finish
SA = 0.43




Classic Cream™
Classic finish
SA = 0.33




Shale Grey™
Classic finish
SA = 0.44




Bluegum®
Classic finish
SA = 0.57




Windspray®
Classic finish
SA = 0.60




Gully®
Classic finish
SA = 0.64




Jasper®
Classic finish
SA = 0.67




Wallaby®
Classic finish
SA = 0.64




Basalt®
Classic finish
SA = 0.67




Woodland Grey®
Classic finish
SA = 0.70




Monument®
Classic finish
SA = 0.73




Night Sky®
Classic finish
SA = 0.95




Ironstone®
Classic finish
SA = 0.73




Deep Ocean®
Classic finish
SA = 0.74



Cottage Green®
Classic finish
SA = 0.73




Pale Eucalypt®
Classic finish
SA = 0.60




Manor Red®
Classic finish
SA = 0.70

Matt finish




Bluegum®
Matt finish
SA = 0.59




Shale Grey™
Matt finish
SA = 0.46




Surfmist®
Matt finish
SA = 0.35



Monument®
Matt finish
SA = 0.79



Basalt®
Matt finish
SA = 0.71



Dune®
Matt finish
SA = 0.48



COLORBOND® STEEL CORE COLOURS

With 22 pale, mid and deep toned COLORBOND® steel core colours, and six colours also available in a premium Matt finish, you can enjoy the process of discovering the perfect colour scheme and design palette for your dream home.

Select from these colours for your roofing, walling, fascias, gutters, downpipes and garage doors.

For further colour inspiration visit COLORBOND.COM

Legend

SA = (Solar Absorptance) is a measure of how much of the sun's heat that a material absorbs. Choosing a colour with a lower SA is a cooler option and may help you meet building regulations such as NCC or BASIX. These are nominal values based on new product and measured in accordance with ASTM E 903-96.

U Available in COLORBOND® Ultra steel for coastal and industrial environments. Other colours in the Classic finish may be available on request.

• Roofing and walling: COLORBOND® steel Surfmist® in a Classic finish (also shown on front cover).



COLORBOND.COM | 1800 022 999

TO APPLY FOR AND ACTIVATE YOUR WARRANTY², VISIT [BLUESCOPESTEEL.COM.AU/WARRANTIES](https://bluescopesteel.com.au/warranties)

1. Activate® technology is not available for COLORBOND® steel products with a galvanised steel substrate. 2. Warranties are subject to exclusions, application and eligibility criteria. For full terms and conditions and to determine the eligibility of your product for the warranty visit bluescopesteel.com.au/warranties or contact BlueScope on 1800 800 789. Warranties provided by BlueScope do not affect consumer rights under the Australian Consumer Law. 3. Results will depend on roof colour, level and location of insulation, type and location of building shape and function.

The COLORBOND® steel colour swatches and images shown in this brochure have been reproduced to represent actual product colours as accurately as possible. However, we recommend checking your chosen colour against an actual sample of the product before purchasing, as varying light conditions and limitations of the printing process may affect colour tones. COLORBOND®, Thermatech®, Activate®, BlueScope, the BlueScope brand mark and ® colour names are registered trade marks of BlueScope Steel Limited and ™ colour names are trade marks of BlueScope Steel Limited. © 2022 BlueScope Steel Limited. ABN 16 000 011 058. All rights reserved.



9 320075 094294